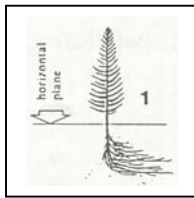
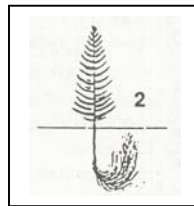


# Why did my trees die?

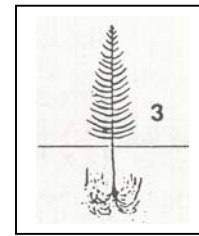
Here are 11 possible reasons why:




**'L' Roots**  
Hole too shallow



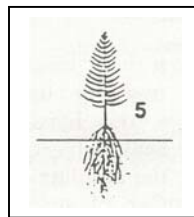
**'U' or 'J' Roots**  
Hole too shallow,  
root ends often  
exposed to air



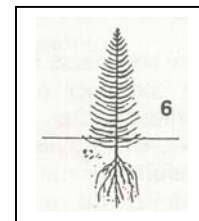
**Jammed Roots**  
Hole too narrow &  
shallow



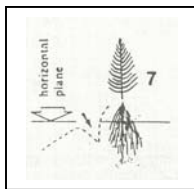
**Compacted Roots**  
Hole too narrow



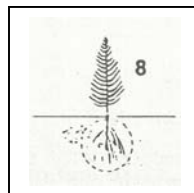
**Too Shallow**  
Roots exposed, hole  
too shallow



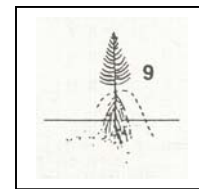
**Too Deep**  
Needles buried,  
hole O.K., tree  
position poor



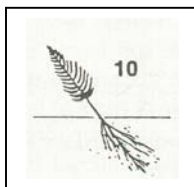
**Inadequate Tamping**  
Roots drying, likely due to  
depression left



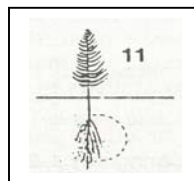
**Planted in rotten wood**  
Roots not in damp  
mineral soil



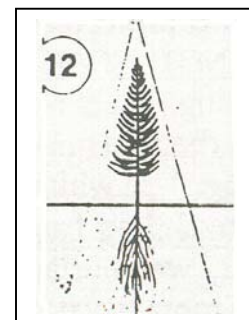
**Planted on Mound**  
Roots apt to dry out



**Not Vertical**  
Tree not planted vertical  
to the horizontal plane



**Air Pocket**  
Showing improper  
tamping



**A SATISFACTORILY  
PLANTED TREE!!!!!!**